

# EZ MOUNTAIN RUSTIC FURNITURE

## Barnwood Pub Table Assembly Guide

---

### Required Tools:

- 1/2" Socket Wrench

---

Before you begin remove any packing materials and separate the pieces. You should have the following pieces:



1 - Table Top



1 - Pedestal Base



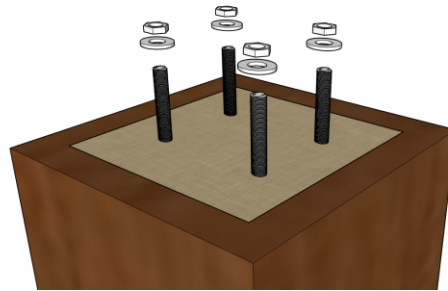
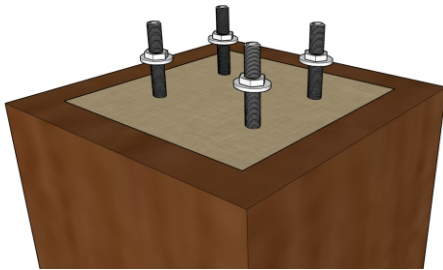
8 - Nuts & Washers

---

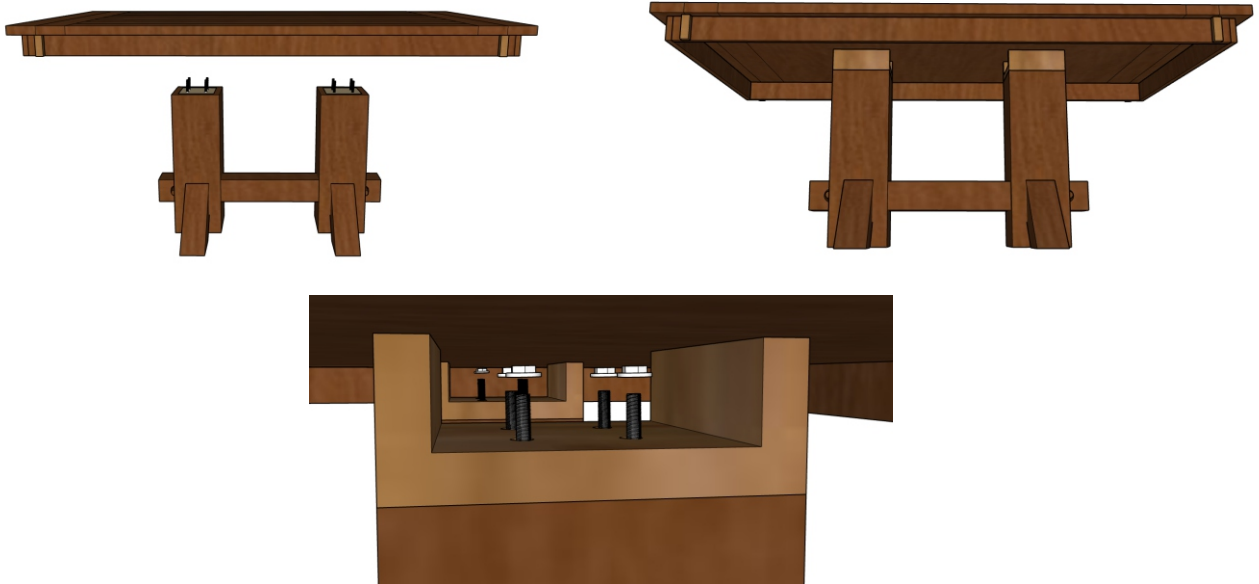
**Step 1:** Place the pre-assembled base in the approximate location of where you would like the table.



**Step 2:** Remove the washer and nuts from the base.



**Step 3:** Lift the table top onto the base aligning the pre-drilled holes on the bottom of the table with the bolts on the base



**Step 4:** Place a washer and nut on each bolt and tighten until snug.

